

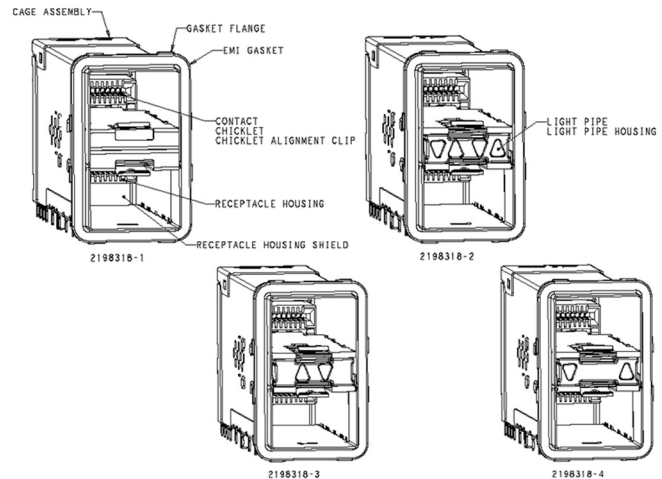
zSFP+ 28 Gbps Pluggable I/O Interconnect

The zSFP+ interconnect is currently one of the fastest single-channel I/O connectors on the market today, transferring data at 28 Gbps with possible expansion to 40 Gbps. Through a design that is backward-compatible to SFP/SFP+ products, the interconnect is hot-swappable with existing SFP+ connectors for fast system upgrades of 28-40 Gbps. Alternatively, users can design-in the zSFP+ connector for 10-16 Gbps data rates, establishing a progressive path to higher speeds—an upgradeability that can result in long-term cost savings as this would eliminate the need to fully redesign for higher performance.

The zSFP+ interconnect is compliant to SFF-8402 and has been adopted for Fibre Channel 32G (28.05 Gbps line rate). The entire product family is offered as a dual source option with Molex Incorporated.

FEATURES

- Data rates: 28 Gbps (with possible expansion to 40 Gbps), 10 Gbps Ethernet and 16 Gbps Fibre Channel
- Surface-mount connector design for single high 1xN cages
- Press-fit 1xN cages and stacked assemblies (connector and cage) for one-step, easy PCB placement
- Coupled, narrow-edged, blanked- and formed-contact beam geometry and insert molding for superior signal integrity, mechanical and electrical performance
- Backwards-compatibility: Shares same mating interface and cage dimensions with the SFP+ connector (connector/single high cages are also PCB footprint-compatible)
- Elastomeric gasket or spring finger options for EMI containment
- Single high cages (1xN) for design flexibility; accommodates belly-to-belly applications for increased density and PCB space savings; available in 1x1, 1x2, 1x4 or 1x6 port configurations
- Stacked assemblies offered in 2x1, 2x2, 2x4, 2x6, 2x8 or 2x12 port
- Heat sinks, LEDs and plating choices offered



APPLICATIONS

- **Telecommunications:** Cellular infrastructure, central office uplink equipment, optical transport equipment, switches/routers, access equipment (CMTS, PON, DSL, etc)
- **Data Center:** Data center switches and routers, servers, storage
- **Medical:** Medical diagnostic equipment
- **Networking:** Network interface, switches, routers
- **Test and Measurement Equipment**

20-Pin Surface-Mount Connector

Electrical

- Voltage (max.): 120V AC
- Current (max.): 0.5A
- Dielectric Withstanding Voltage: 300V AC between contacts

Mechanical

- Mating Force: 25N
- Unmating Force: 11.5N
- Durability (min.): 250 cycles

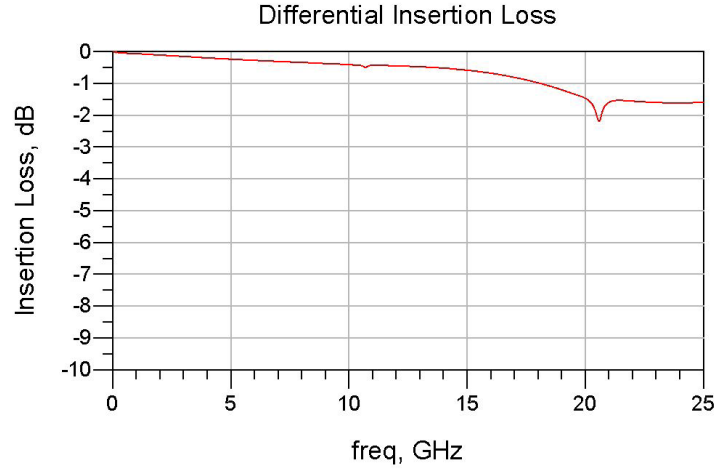
Physical

- High-temperature thermoplastic housing (glass-filled, UL 94V-0 black)
- High-performance copper alloy contacts
- Plating:
 - Nickel underplating; Tin plating on solder tail area; Gold plating on mating area
 - Plating options: 15 and 30 μ Gold or Palladium Nickel
- Operating Temperature: -40 to +85C



Differential Return Loss





Connector P/N	EMI Suppression	Light Pipe Option	1X1	1X2	1X4	1X6
2170088-1 (30 μ" in Au or Au Flash Over PdNi); 2170088-2 (15 μ" in Au or Au Flash Over PdNi)	EMI gasket	No	2198709-1	2198720-1	2198722-1	2198724-1
		Yes	2198708-1	2198719-1	2198721-1	2198723-1
2170088-1 (30μ" in Au or Au Flash Over PdNi); 2170088-2 (15μ" in Au or Au Flash Over PdNi)	EMI Spring Fingers	No	2274001-1	2227728-1	2227730-1	2227732-1
		Yes	2274000-1	2227727-1	2227729-1	2227731-1

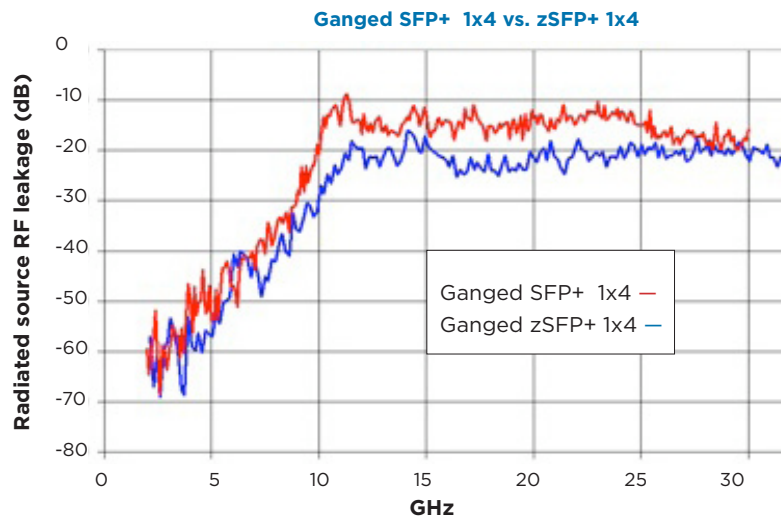
Ganged 1xN Cages

Mechanical

- Transceiver insertion force (max.): 34 N without heat sink and clip; 45.37 N with heat sink and clip
- Transceiver extraction force (max.): 12.5 N without heat sink and clip; 14.36 N with heat sink and clip
- Cage press fit insertion force (max.): 44.5 N for single port cage, 54.3 N for ganged cage
- Cage press fit extraction force (min.): 8.9 N for single port and ganged cages
- Durability (min.): 100 cycles

Physical

- Cage material: Nickel Silver
- PCB thickness (min.): 1.50mm in single sided applications; 2.25mm (EMI springs) or 3.0mm (elastomeric gasket) in belly-to-belly applications
- Operating Temperature: -40 to +85C



Stacked 2xN Assemblies

Electrical

- Voltage (max.) 120V AC
- Current (max.) 0.5A
- Dielectric Withstanding Voltage: 300V AC between contacts

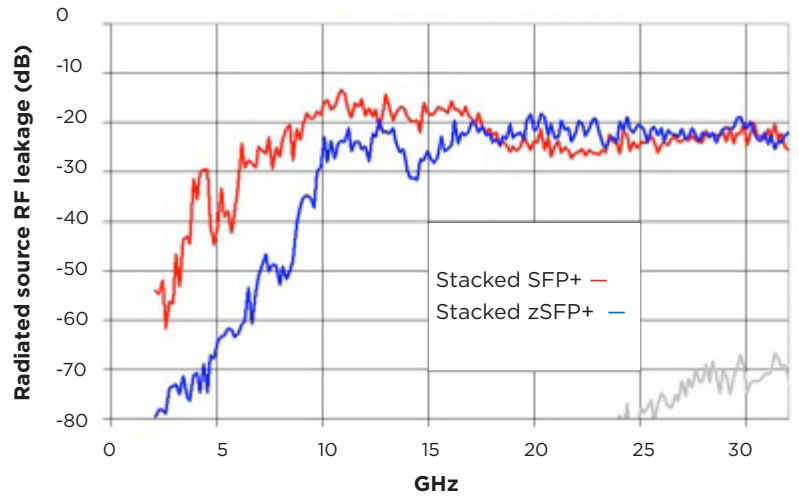
Mechanical

- Durability (min.): 100 cycles

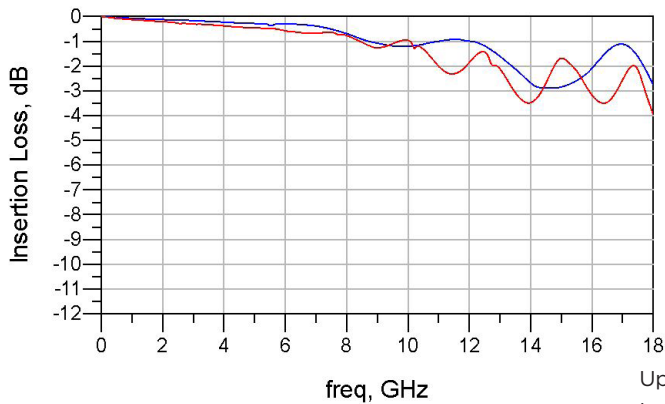
Physical

- Cage material: Nickel Silver
- High-temperature thermoplastic housing (glass-filled, UL 94V-0 black)
- High-performance copper alloy contacts
- Plating: Nickel underplating; Tin plating on solder tail area; 30 μm Gold plating on mating area
- PCB thickness (min.): 1.57mm
- Operating Temperature: -40 to +85C

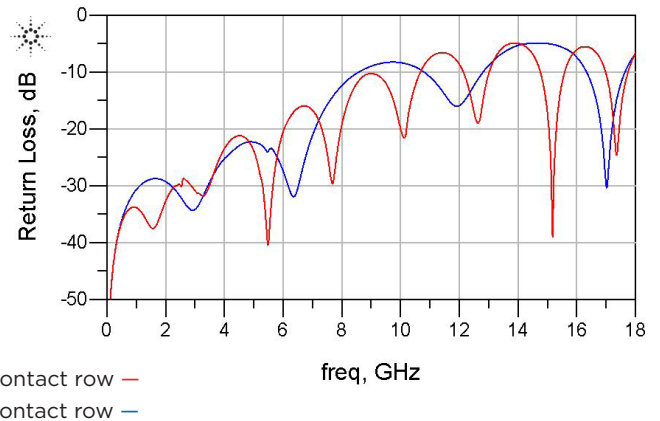
Stacked SFP+ vs. zSFP+



Differential Insertion Loss



Differential Return Loss



EMI Suppression	Light Pipe Configuration	2x1	2x2	2x4	2x6	2x8
		2198318-(x)	2198325-(x)	2180324-(x)	2198339-(x)	2198346-(x)
EMI gasket	None	2198318-1	2198325-1	2180324-1	2198339-1	2198346-1
	All 4	2198318-2	2198325-2	2180324-2	2198339-2	2198346-2
	Inner	2198318-3	2198325-3	2180324-3	2198339-3	2198346-3
	Outer	2198318-4	2198325-4	2180324-4	2198339-4	2198346-4
EMI spring fingers	None	2198318-5	2198325-5	2180324-5	2198339-5	2198346-5
	All 4	2198318-6	2198325-6	2180324-6	2198339-6	2198346-6
	Inner	2198318-7	2198325-7	2180324-7	2198339-7	2198346-7
	Outer	2198318-8	2198325-8	2180324-8	2198339-8	2198346-8

Note: 2x12 configurations will be available shortly

Related Documents:

Product Specifications

- SMT Connector: 108-60099
- 1xN Single High Cages: 108-2364
- Stacked Cages: 108-2481

Application Specification

- SMT Connector and Single High 1xN Cages: 114-13120
- Stacked Cages: 114-13319

FOR MORE INFORMATION

TE Technical Support Center

USA:	+1 (800) 522-6752
Canada:	+1 (905) 475-6222
Mexico	+52 (0) 55-1106-0800
Latin/S. America:	+54 (0) 11-4733-2200
Germany:	+49 (0) 6251-133-1999
UK:	+44 (0) 800-267666
France:	+33 (0) 1-3420-8686
Netherlands:	+31 (0) 73-6246-999
China:	+86 (0) 400-820-6015

Part numbers in this brochure are RoHS Compliant*, unless marked otherwise.

*as defined www.te.com/leadfree

te.com/products/zsfp+

© 2013 Tyco Electronics Corporation, a TE Connectivity Ltd. company. All Rights Reserved.

1-1773707-6 CIS LUG PDF 06/2013

zSFP+ is a part of the ZXP* family of connectors and uses the ZXP technology.

ZXP is a registered trademark of Molex Incorporated.

Other logos, product and company names mentioned herein may be trademarks of their respective owners.

While TE has made every reasonable effort to ensure the accuracy of the information in this brochure, TE does not guarantee that it is error-free, nor does TE make any other representation, warranty or guarantee that the information is accurate, correct, reliable or current. TE reserves the right to make any adjustments to the information contained herein at any time without notice. TE expressly disclaims all implied warranties regarding the information contained herein, including, but not limited to, any implied warranties of merchantability or fitness for a particular purpose. The dimensions in this brochure are for reference purposes only and are subject to change without notice. Specifications are subject to change without notice. Consult TE for the latest dimensions and design specifications.

